



Art & Design

Key Stage 3 Framework for Learning

Year 7 2017-2018: Future Foundations

First 3 weeks

Knowledge	Cosmic: Explore textures of outer space using a range of materials in response to the book by Frank Cottrell Boyce.
Skills	Subject specific language, observational skills, use of range of materials, base line testing.
Assessment	Baseline assessment based on Cosmic. Still life drawing of space themed objects of varying scale.
Cultural enrichment	Key stage 3 Art and Design afterschool club. Learn how to manipulate clay into forms by working in Ceramics.
Character	Curiosity & Creativity- students will be exploring new materials and techniques Optimism- aiming high, trying hard in the mini project to produce a great research sheet of techniques. Empathy- students will support each other in this exploration and during critiques.

Autumn 1

Knowledge	Oliver Jeffers Illustration. Explore how the artist works and develops his characters.
Skills	Annotate, record, collect, observe, show, mark making. Develop, make connections, understand research, investigate, and apply. Learn about contemporary artists and their methods.
Assessment	Homework: Collect a front page of a newspaper to investigate in class. This will be the preparation for the home learning task.
Cultural enrichment	Key stage 3 Art and Design afterschool club. Learn how the kiln works and the various stages of firing by working in Ceramics. Explore Jeffers Website and Facebook page.
Character	QoFS – Optimism CV – Democracy Optimism- Oliver Jeffers stories and illustrations will be explored. Students will aim for the best outcome and encourage each other. Use of positive, constructive feedback. Democracy- We will show good democracy skills, listening to views, use of voting, sharing jobs.

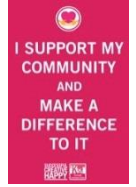


Autumn 2

Knowledge	Oliver Jeffers newspaper cover. Produce your own newspaper cover based on an Oliver Jeffers story.
Skills	Annotate, record, collect, observe, show, mark making. Develop, make connections, understand research, investigate, and apply. Learn about contemporary artists and their methods.
Assessment	Practical task: Mixed media newspaper cover of an Oliver Jeffers story. Progress Test: Produce a detailed Oliver Jeffers inspired character. Homework: Using the layout of your newspaper as a starting point create a newspaper page reporting on a 'Day in Your Life'. Illustrate it in the style of Jeffers.

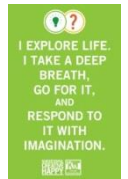


Cultural enrichment	Key stage 3 Art and Design afterschool club. Develop a final piece in Ceramics. Lost and Found exhibition at the Story Telling Barn.
Character	QofS – Empathy CV – Solidarity, Caring for Others, Equality, Equity Empathy- Oliver Jeffers stories and illustrations will be explored. Solidarity- Students will support each other, use of peer assessment, weekly celebration stations.



Spring 1

Knowledge	Ana Serrano research and development. Produce research sheets in style of GCSE artists, exploring content, form, process and mood.
Skills	Explore processes, mark-making, experiment, develop composition, refine, review, understand restrictions, and demonstrate visually. Learn about contemporary artists and their methods.
Assessment	Practical task: Card construction of building. Homework: Watch the short film on Favelas. Design your own mural inspired by them.
Cultural enrichment	Key stage 3 Art and Design afterschool club. Explore techniques from Japan by working in paper (Origami).
Character	QofS – Creativity & Curiosity CV – Openness Creativity and Curiosity & openness students given the opportunity to design their own shop and build it, using a wide range of materials and techniques. Exploring and celebrating cultural diversity.



Spring 2

Knowledge	Ana Serrano low relief piece. Produce your own Ana Serrano inspired building.
Skills	Explore processes, mark-making, experiment, develop composition, refine, review, understand restrictions, and demonstrate visually. Learn about contemporary artists and their methods.
Assessment	Practical task: Card construction of building. Progress Test: Produce a vibrant, exciting title for your Ana serrano research sheet.
Cultural enrichment	Key stage 3 Art and Design afterschool club. Explore techniques from Japan by working in paper (Origami).
Character	QofS – Responsibility & Reflection CV – Honesty & Social Responsibility Responsibility and reflection- students work individually yet come together as a team to create a town out of individual shops. They have to be responsible using materials and equipment independently and reflect on successes, as well as things to be improved.

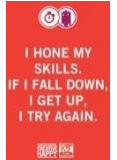


Summer 1

Knowledge	Jon Burgerman. Explore his techniques and character development.
Skills	Respond and present, plan and present, personal response, show connections, research, develop, explore, refine,



	convince. Learn about contemporary artists and their methods.
Assessment	Homework: Create a low relief you your bedroom or favorite place. Practical task: 3D building/2D low relief building.
Cultural enrichment	Key stage 3 Art and Design afterschool club. Develop a project of your choice in whatever medium you like.
Character	QofS – Practice & Resiliency CV – Self-Help Practice and resiliency- students have to work on these qualities throughout their school art careers. They will show resilience through trying or practicing a variety of compositions, using the help desk to assist in compositions and technique



Summer 2

Knowledge	Jon Burgerman. Explore his techniques and character development.
Skills	Respond and present, plan and present, personal response, show connections, research, develop, explore, refine, convince. Learn about contemporary artists and their methods.
Assessment	Progress Test: Produce a very accurate, tonal, observational drawing of a mechanical part.
Cultural enrichment	Key stage 3 Art and Design afterschool club. Develop a project of your choice in whatever medium you like. Possibilities for extended work in preparation for Art Exhibition. Taking part in curating exhibition and assisting at the event. Explore the work of Mr. Doodle and Keith Haring on-line.
Character	QofS – Motivation CV – Self-Responsibility Students will show motivation and self-responsibility to produce a quality piece of work to be proud of for the end of term exhibition. This final task will utilize every quality of success or CV focused on over the year.

